

Data sheet

Colposcopes



General informations	
Descriptif	Two-beam optical colposcope
Intended use	Use in colposcopy to visualise the cervix and the vagina
GMDN class	10960
Device class	I
Conformity	Conform to MDD 93/42
Applicable standards	See CE Conformity Declaration for more details
Toxic/allergenic products	Latex free, DEHP free, Halogen free


delmont imaging

Athélia V - 390, Av. du Mistral - 13600 La Ciotat

Tel. : +33(0) 9 51 51 30 30 - fax : +33(0) 9 57 51 31 00

www.delmont-imaging.com - contact@delmont-imaging.com

SAS au capital de 237 200 euros - RCS Marseille 817 710 411 - N° de TVA Intracommunautaire : FR 81 817 710 411

Technical data					
General specifications					
Light source	LED 100 000 lux				
LED life span	50 000 hours				
Apochromatic lens	Yes				
Oculars available	10x/18	12.5x/16		16x/16	
Fixed objectives available	175mm	200mm	250mm	300mm	400mm
Sharpness range on fixed objectives	11mm				
Binoculars available	Straight 0°: F=170mm		Inclined 45°: F=135mm		Titling from 0 to 220°
Ajustable interpupillary distance	Yes: 42mm - 75mm				
Diopter adjustment	Yes: +6/-6				
Green filter	Yes				
Swinging arm Colposcope					
Photo					
Article reference	D100 300 000				
UID ID code	00852728008017				
Magnification at 30cm	2.83x	4.25x	7.08x	11.33x	17.71x
Weight	44kg				
Distance floor- objective	635 - 1295mm				
Horizontal reach	725mm				
Mount angular rotation	340°				



delmont imaging

Athélia V - 390, Av. du Mistral - 13600 La Ciotat

Tel. : +33(0) 9 51 51 30 30 - fax : +33(0) 9 57 51 31 00

www.delmont-imaging.com - contact@delmont-imaging.com

SAS au capital de 237 200 euros - RCS Marseille 817 710 411 - N° de TVA Intracommunautaire : FR 81 817 710 411

Above the shoulder Colposcope					
Photo					
Article reference	D100 300 001				
UID ID code	00852728008024				
Magnification at 30cm	2.83x	4.25xx	7.08x	11.33x	17.71x
Weight	44kg				
Distance floor- objective	635 -1295mm				
Horizontal reach	725mm				
Mount angular rotation	340°				
Straight Colposcope					
Photo					
Article reference	D100 300 002				
UID ID code	00852728008000				
Magnification at 30cm	4.25x	7.08x		11.33x	
Weight	18.14kg				
Distance floor- objective	1016 -1193mm				
Mount angular rotation	360°				

delmont imaging

Athélia V - 390, Av. du Mistral - 13600 La Ciotat

Tel. : +33(0) 9 51 51 30 30 - fax : +33(0) 9 57 51 31 00

www.delmont-imaging.com - contact@delmont-imaging.com

SAS au capital de 237 200 euros - RCS Marseille 817 710 411 - N° de TVA Intracommunautaire : FR 81 817 710 411

Beamsplitter		
Photo		
Article reference	D100 300 003	
Dual ports available	50/50	20/80
Objective with variable focal		
Photo		
Article reference	D100 300 004	
Focus	F=200 to 350mm	
Video caméra adapter		
Photo		
Article reference	D100 300 005	
Connector	C-mount	
C-mount to endoscope eye-piece adapter		
Photo		
Article reference	D100 300 006	D100 300 007
GTIN/UID ID code	3701217806122	
Colour code	Purple	Black
Connector	Endoscope eye-piece adapter	

delmont imaging

Athélia V - 390, Av. du Mistral - 13600 La Ciotat

Tel. : +33(0) 9 51 51 30 30 - fax : +33(0) 9 57 51 31 00

www.delmont-imaging.com - contact@delmont-imaging.com

SAS au capital de 237 200 euros - RCS Marseille 817 710 411 - N° de TVA Intracommunautaire : FR 81 817 710 411